

# SAMÜTECH®

## Zigbee Motion Sensor

### SM301Z



## Description

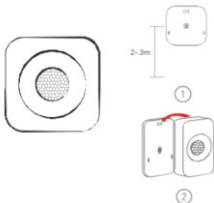
The Passive Infrared Motion sensor uses infrared sensors to detect human movements within the sensors range and sends an alert to your phone when motion is detected.

The motion sensor works in both light and darkness, but it is not pet immune. The SM301Z sensor can be used on its own or in a combination with other compatible Zigbee devices. This makes it possible to create different automation scenarios in the Smart Life app and utilize available smart home functionalities.

Recommended placement is 2-3m above the ground. Detection range is 5m with the front angle of 170°. The sensor is for indoor use only.

## Prerequisite

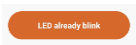
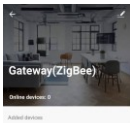
SM310 Zigbee Gateway or any other compatible Zigbee hub



## Setup

### SM310 Zigbee Gateway

1. Ensure your mobile phone is connected to your home WIFI network and the sensor is as close to the Zigbee Smart Gateway as possible
2. Open Smart Life app and tap the Smart Zigbee Gateway icon, now tap **+ Add subdevice** button
3. Using the reset pin, press and hold the reset button at the back of the sensor for 5 seconds until the pairing indicator starts flashing red on the sensor, now tap the LED already blink button in the app
4. The sensor should shortly be paired with the Gateway



## What is included

SM301Z Motion sensor

Battery AAA x 3

Adhesives

Reset pin

Manual

---

**Note:** For any queries regarding using the Smart Life application use the Feedback option

## Specification

Product	Motion Sensor
Model	SM301Z
Battery specifications	3 x AAA 1.5V
Operating temperature	0°C~+60°C
Operating humidity	10%-60%RH (no condensation)
Wireless type	Zigbee 3.0
Battery life	up to 3 years (≤10 triggers per day)

*Making Your Home Smarter*